



# WASP PROTECT

Portal > Knowledgebase > FAQs > Windows Server 2008: Enabling .NET 3.5.1 and/or ASP.NET

---

## Windows Server 2008: Enabling .NET 3.5.1 and/or ASP.NET

Sicaro Burnett - 2023-01-20 - in FAQs

This article describes how to enable .NET 3.5.1 and/or ASP.NET functionality, which are required by certain Wasp software components, on Windows Server 2008.

### Notes

1. The components can be enabled in the same install session if desired.
2. After enabling the component, if the software or feature that requires it still doesn't work, restart the server and try again.

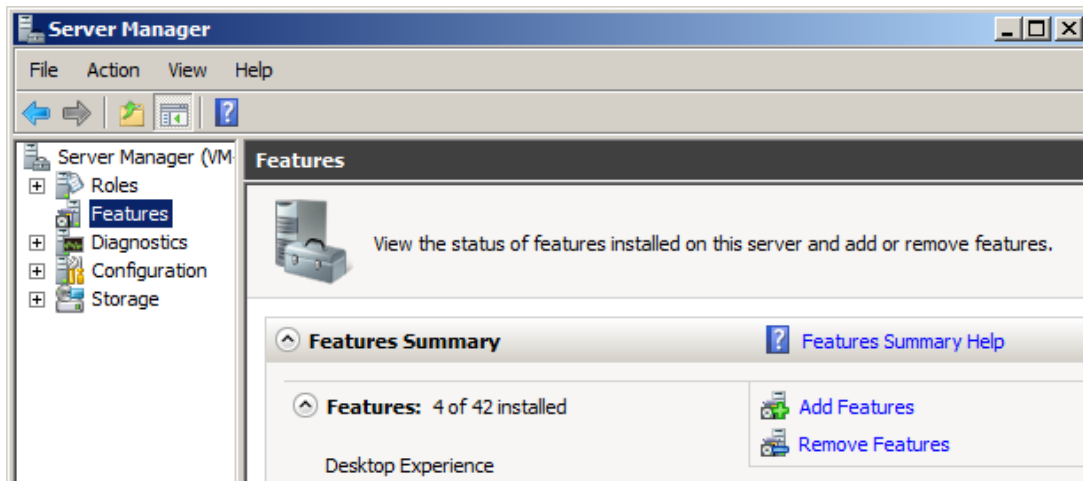
---

### **.NET 3.5.1:**

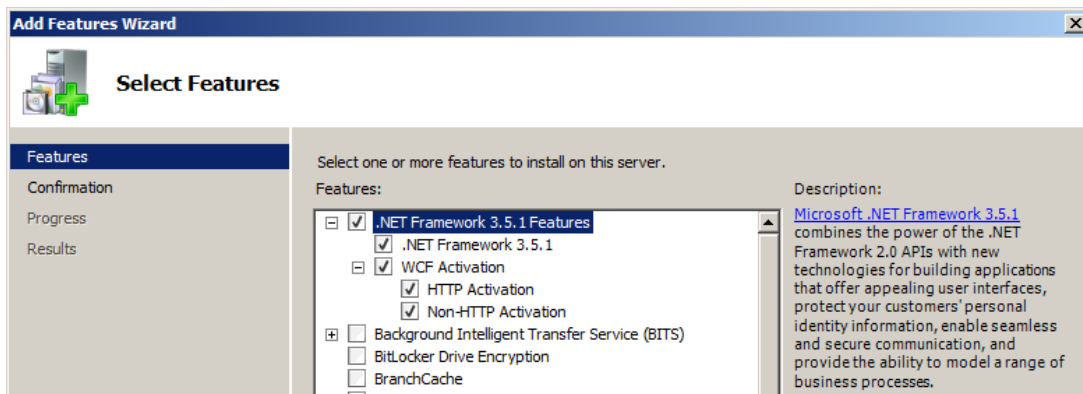
During the Microsoft .NET Framework 3.5 Setup installation on a Windows 2008 R2 machine you may get the error: "You Must Use The Role Management Tool To Install .NET Framework 3.5." This is because the .NET 3.5.1 framework is included in the operating system and the separate installer from the Wasp software installer is not needed.

Open Server Manager. Often this is the first pinned icon in the taskbar. Or click Start, Administrative Tools, Server Manager.

On the left, click Features.



On the right, click Add Features.



Check the first box .NET Framework 3.5.1 Features. Windows also checks the subfeatures by default.

Next, Install, Close.

Quit Server Manager.

Note: If .NET Framework 3.5 can't be added, go to Administrative Tools > Component Services > right click on My Computer > click on Properties > click on Default Properties tab > change the Default Authentication Level from None to Connect.

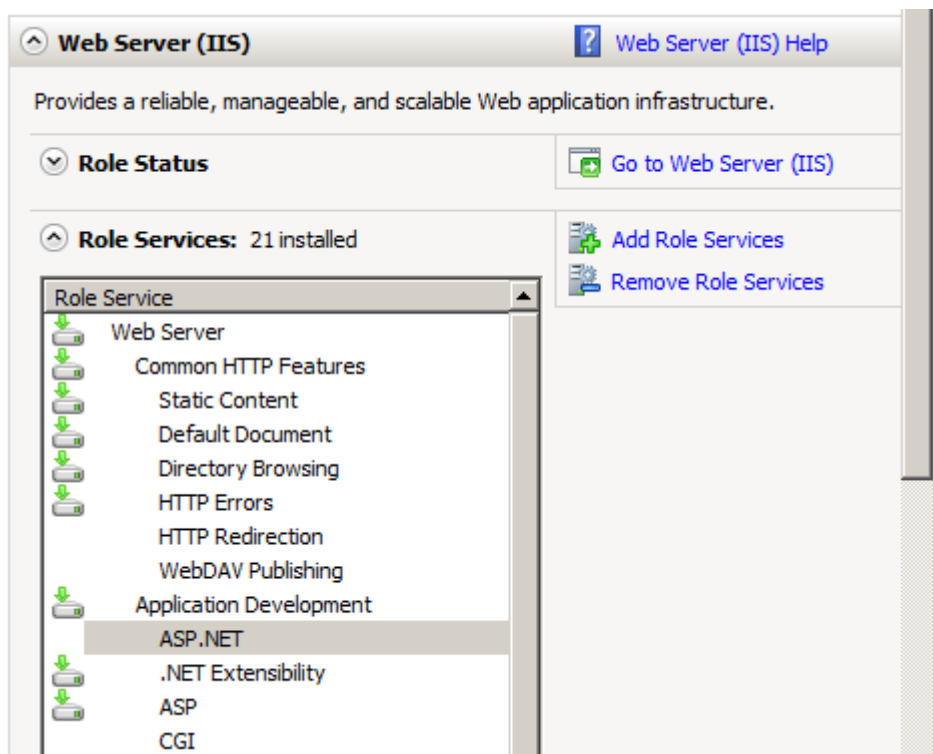
---

## ASP.NET:

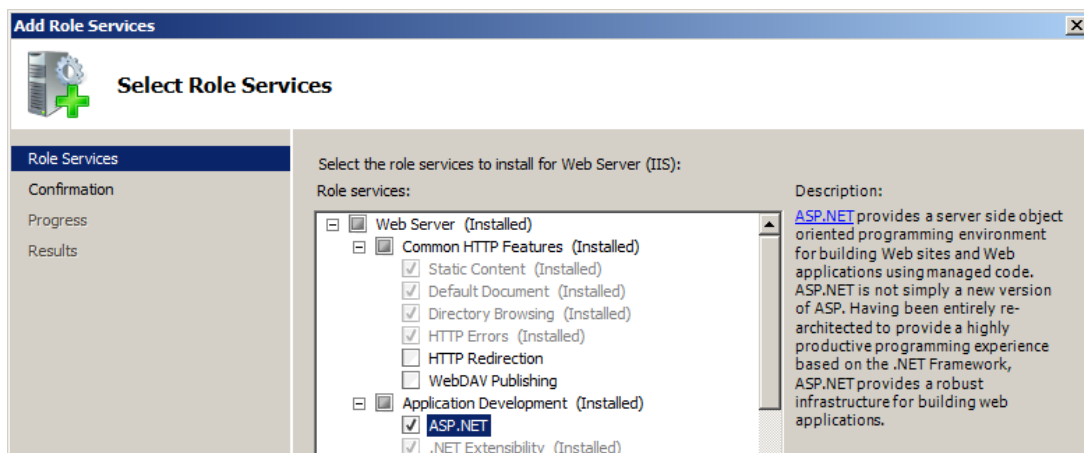
Open Server Manager. Often this is the first pinned icon in the taskbar. Or click Start, Administrative Tools, Server Manager.

On the left, click Roles.

On the right, under Web Server (IIS), find the Role Services list. In this section, click Add Role Services.



Under Application Development, check the box ASP.NET.



Next, Install, Close.

Quit Server Manager.

### Related Pages

- [WaspTime Web: Windows features and prerequisites](#)
- [WaspTime Web: after installing, error 0x80070021: The requested page cannot be](#)

[accessed...](#)