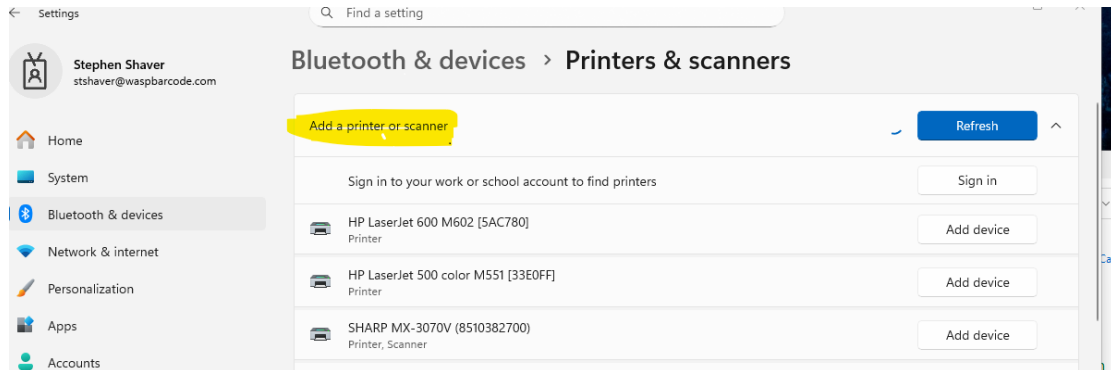


Thermal Receipt Printer: How to install the Generic/ Text Only Driver for the RP300 or WRP8055

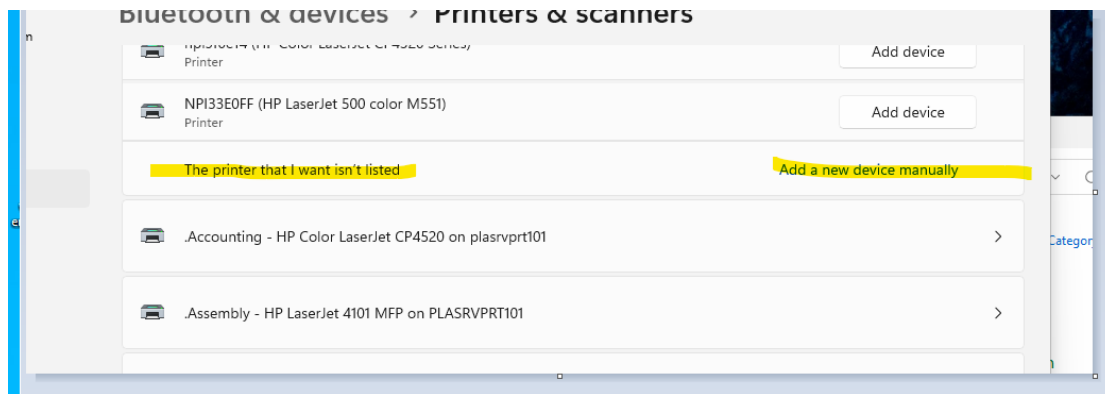
Sicaro - 2025-09-12 - [Manuals and Driver](#)

1. **The generic/text only driver is required when using the RP300 or WRP8055 with Windows 11**
2. **To install the [Generic/Text Only printer](#) on Windows 11,**
3. **Go to Settings**
4. **Bluetooth & devices**
5. **Printers & scanners**



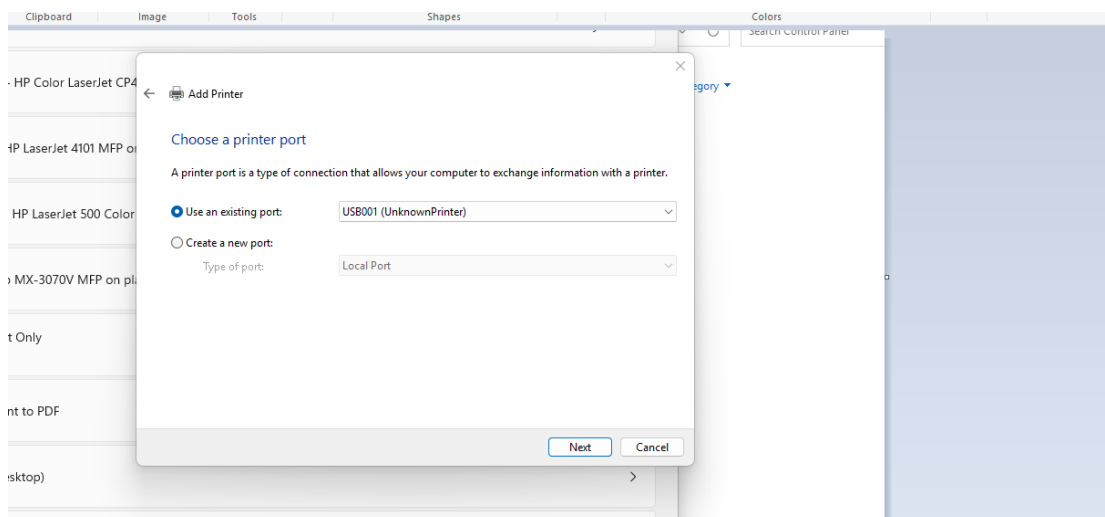
Click Add device

- **Select Add manually**



Choose "Add a local printer or network printer with manual settings,"

- **Select the appropriate port, normally USB (the port can be changed after installation)**



Under the Manufacturer list, select Generic

- **In the Printers list, choose Generic/Text Only, name the printer, and finish the installation**

