

Wasp

BARCODE TECHNOLOGIES

[Portal](#) > [Knowledgebase](#) > [Cloud](#) > [InventoryCloud](#) > [InventoryCloud: Information about Location Types](#)

InventoryCloud: Information about Location Types

Scott Leonard - 2023-03-10 - in [InventoryCloud](#)

In InventoryCloud, when creating/editing a location, a **Location Type** can be set, which enables or restricts what can be done with a location.

While doing a certain type of transaction, if a location known to exist doesn't show in the Location search/popdown list, the location is likely set to a Location Type that doesn't allow that transaction.

Here's a list of the Location Types with notes about each.


Normal: Used for most of the locations. These locations can add, remove, pick, receive, and move inventory in or out.

Pick only: Only used for Picking inventory from a Pick Order. Inventory can be moved in

and out. The location will not show up when attempting to Remove, Check In, or Check Out.

Receive Only: Only used for Receiving inventory from a Purchase Order. Inventory can be moved in and out. The location will not show up when attempting to Pick, Check In, or Check Out.

Repair/Inactive: Used for inventory that needs to be separate from active inventory. Inventory can be added, removed, checked out, and checked in. The location will not show up when attempting to Pick.



New Location

Locations represent the places in your warehouse where you store inventory. It can be a bin or shelf o


General

Custom Fields

Location Details

*Site

Choose Site



New Site

*Location

Location Description

Zone Name

Choose Zone

New Zone

Location Type

Normal

Normal

Pick only

Receive only



Repair/Inactive

Dimensions

Length Unit

Height

0.0000

Width

0.0000

